









Year 9






Summer Exam Revision Guide



2017-2018





<u>Subject</u>	<u>Homework set</u>
<p>History</p> 	<p>The Gunpowder Plot What was the Gunpowder Plot? Who was involved in the Gunpowder Plot?</p> <p>Witchcraft: 17th century superstitions How to spot a witch? Torture and trial Matthew Hopkins.</p> <p>The English Civil War: Causes of the Civil War Royalists and Parliamentarians Overview of the Civil War (names of 3 main battles and the New Model Army) Execution of the King.</p> <p>Cromwell England under Cromwell Cromwell in Ireland.</p> <p>The Great Plague Symptoms Causes Crazy Cures.</p>
<p>Art & Design</p> 	<p>Practice tonal drawing. Your exam will be a drawing exam in the exam room.</p> <p>Remember what we have learnt about Formal Elements</p> <ul style="list-style-type: none"> • Proportion • Detail • Texture • Tone <p>You need the following equipment on exam day</p> <ul style="list-style-type: none"> • HB and 2B pencil • Sharpener • Eraser • 30cm ruler
<p>Home Economics</p> 	<ul style="list-style-type: none"> • Labelling - what is the purpose of labelling? • Information found on a food label • Common labels found on household products • Sugar in the diet – types of sugar / effects of sugar on health / ways to reduce sugar intake

	<ul style="list-style-type: none"> • Fat in the diet - types of fat / why fat is needed in the diet / ways to reduce fat intake • Fibre – foods high in fibre / function in the body / ways to increase fibre intake • Recipe Modification • Roles in the family / family conflict – resolving family conflict • Budgeting – why it is important / ways to save money when shopping for food
<p>French</p> 	<ul style="list-style-type: none"> • Family members • Physical description • Pets • The Present Tense of ER/IR/RE verbs • Adjectives to describe personality • Jobs • Where you live/using depuis • weather • Free time/hobbies • Je fais/je joue plus a sporting activity • Types of TV programme • Time • The perfect tense with avoir- j'ai nagé/j'ai mange etc • Places and invitations • Excuses- je ne peux pas , je dois..... Modal Verbs pouvoir/vouloir/devoir • Clothes/colours and adjectival agreement • Numbers 1-100 • Places in town/types of shop • Saying where you went using the perfect tense of aller- je suis allé(e) • Food and drink • When to use de la /du/de l'/des with food • Daily routine
<p>Geography</p> 	<p><u>Population Geography:</u></p> <ul style="list-style-type: none"> • Interpret a line graph showing global population growth and explain how it has grown over time. • Know what is meant by the population 'explosion' • Factors encouraging a sparse or dense population • Define the terms: birth rate and death rate • Interpret and correctly label LEDC and MEDC population pyramids • Understand the difference between the terms migration, emigration and immigration • Know the difference between push and pull factors

	<ul style="list-style-type: none"> • Barriers to migration <p><u>Cities:</u></p> <ul style="list-style-type: none"> • The meaning of urbanisation and two reasons for it • Know what is meant by a ‘megacity’ • Label some of the countries and capitals of Europe • Explain two advantages and disadvantages of living in a city • Understand segregation, integration and how cities can be sustainable – one named example • Suggest two ways in which disabled access can be improved in the built environment <p><u>Oceans and continents</u></p> <ul style="list-style-type: none"> • Label the world’s oceans and continents <p><u>Latitude and Longitude</u></p> <ul style="list-style-type: none"> • Understand and use lines of latitude and longitude to locate places on a world map <p><u>Natural Hazards</u></p> <ul style="list-style-type: none"> • Label a cross section of a volcano • Definition of the 3 types of volcanic activity and examples of each • Measuring the strength of an earthquake • The difference between fact and opinion
<p>Maths</p> 	<p>Students will be examined on all topics that have been covered this year to date. Please use all classwork notes and MyMaths Revision activities.</p> <ul style="list-style-type: none"> • Angle Facts – Angles on a straight line, angles about a point, vertically opposite angles. • Probability – probability of an event, sample space diagrams and probability of something NOT happening. • Algebra – substitution and solving equations • Statistics – Pie charts, pictograms and bar charts • Fractions – Multiplying and dividing • Percentages • Rounding – decimal places, significant figures and nearest whole number • Index Rules – Multiplying, Dividing and brackets • Negative Numbers

<p>Music</p> 	<p>Students will be composing and performing the music for an advert during class time. They will also need to write a short evaluation of their exam work.</p>
<p>RE</p> 	<p>Students will be examined on topics that have been covered this year to date.</p> <p><u>Creation</u></p> <ul style="list-style-type: none"> • 7 days of creation • Adam and Eve • Big Bang Theory • Evolution • Environment • Pollution and why we need to save the environment <p><u>Prejudice and Discrimination</u></p> <ul style="list-style-type: none"> • Know the meaning of these words • Give examples of these from modern society • Story of the Sheep and Goats • Good Samaritan • Know about Martin Luther King Jr and his life <p><u>Islam</u></p> <ul style="list-style-type: none"> • Story of Muhammad • Key words from Islam • Why and how some people are 'prejudice' against Islam
<p>Science</p> 	<ul style="list-style-type: none"> • Energy booklet • Electricity booklet • Elements, compounds and mixtures booklet • Food and digestion booklet
<p>T & D</p> 	<p>A revision booklet will be issued to assist with revising the following-</p> <ul style="list-style-type: none"> • Tools, materials and machines used in the workshop • Processes such as threading and dip coating • Sketching of the projects manufacturing process
<p>English</p> 	<p>A revision booklet will be issued to assist students with their revision. There will be two papers.</p> <p>Paper 1 is a reading paper, and will test students' comprehension abilities. Students should revise use of PEE and linguistic devices.</p> <p>Paper 2 is a written paper which will test students' abilities to write engagingly and in detail. The activities in the revision booklet will help to further pupils' skills.</p>

<p>Drama</p> 	<p>You will need to use your imagination and create a story based on a stimulus (a poem; a picture a phrase for example). You will need to think about creating a good beginning, middle and end. You will need to create interesting characters and think about how to build your story/script up into exciting moments of tension.</p>
<p>ICT</p> 	<p>Information Communication Technology is a practical subject.</p> <p>All work is on Google Classroom. Students are expected to log on at home, and parents are expected to ask and let them show you what they are doing.</p> <p>Instructions on how to use Google Classroom have been given to students, sent to parents through parent mail, and can be sent on if parents contact the school.</p> <p>Student examination at the end of the year is based on the work completed in class, and submitted through Google Classroom. The work should all be completed two weeks before the school examination week.</p>

<u>Students</u>	<u>Parents</u>
<p><u>How do I approach revision?</u></p> <ul style="list-style-type: none"> · Set a revision timetable, revising certain subjects at certain times. · If you feel the need for silence while revising, try to make this possible. · Make sure you have a break from revision - try to arrange things so that you have a "day off" revising. · Avoid distractions like mobile phones.   <p><u>Revision – Techniques</u></p> <ul style="list-style-type: none"> · Read and memorise. · Summary notes - short version of your main notes. · Revise with a friend- if possible, exchange ideas during revision. · Questions and Answers - get a friend to ask you specific questions about topics. · Make up a set of revision cards - with one main topic per card. <p><u>Exam Preparation</u></p> <ul style="list-style-type: none"> · Try not to treat the exam as anything other than a normal school or college day, apart from the fact that you are doing an exam. 	<p><u>Regular attendance</u> throughout the year will help to ensure that your child keeps up with course-work and homework. If they do fall behind, through illness perhaps, do speak to the college about any support which can help them catch up.</p> <p><u>Preparing for assessments</u> and exams is often something that some children only begin to think about in the last few weeks before. Encourage your child to start revision in good time to avoid cramming & panic.</p>  <ul style="list-style-type: none"> · Help your child to plan a <u>realistic timetable</u> of study for each subject. · Talk to your child and help them decide on a <u>fixed area</u> at home where they can study with the least distractions. · Speak to the rest of the family, particularly younger members, about <u>respecting</u> this study area. · Check the dates of each <u>exam</u> and keep a record of them somewhere you can see them easily. We will give your child an exam timetable. · Encourage your child to get <u>plenty of sleep</u>, especially the night before an exam; at least 8 hours.  <ul style="list-style-type: none"> · Encourage your child to <u>eat well</u>. On the morning of an exam encourage them to have a breakfast, or lunch if the exam is in the afternoon.

· Get a good night's sleep, and have breakfast.

· Take enough pens/pencils, rubber, & ruler. etc.

